


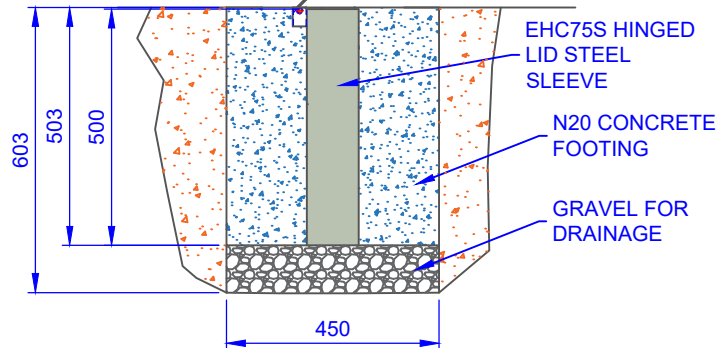
ASSEMBLY INSTRUCTIONS

12800
(CENTRE TO CENTRE DISTANCE)

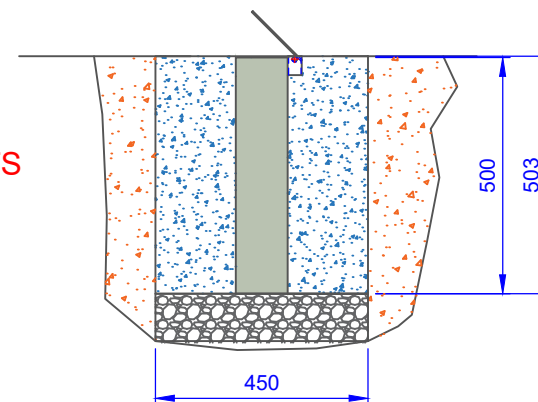


NOTE: GROUND
SLEEVE TO BE SET
WITH 1 DEGREE
OUTWARD ANGLE

NOTE: THE SLEEVE SHOULD BE SET 3MM BELOW
SURFACE LEVEL TO ALLOW THE LID TO SIT
FLUSH WITH THE SURFACE.



TENNIS POSTS
FOOTING



COMPONENTS

QTY	ITEM
2	EHC75s STEEL SLEEVE WITH HINGED LID COVER
-	-
-	-
-	-
-	-
-	-
-	-
-	-
-	-
-	-
-	-
-	-
-	-

TITLE:

EHC75s
HINGED LID COVER

DRAWING NUMBER:

EHC75s ASSEMBLY

WEIGHT:

-

CUBIC MEASURE

-



Oz Ring Pty Ltd

Trading as:

Play Hard Sports Equipment

ABN 79 066 094 559

24 Ern Harley Drive

Burleigh Heads Qld 4220

Phone: (07) 5593 4494

Fax: (07) 5593 4338

Website: www.playhardsports.com.au

Email: email@playhardsports.com.au